


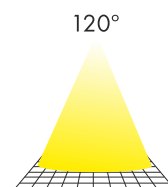
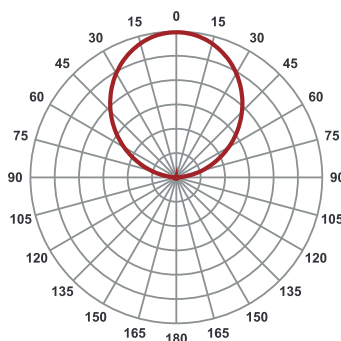
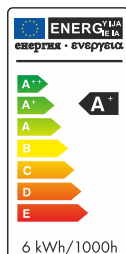
GU10 UNIFORM-LINE 6W 220V 120° LED



6W
50.000h



50W
2.000h



CODE	CCT	LUMENS	CD	POWER	TYPE	VOLTAGE	ANGLE	PF	A	Hz	LIFETIME	RA	IP
119169UL2-C/N	2.700 K	418	132	6W	GU10	220-240V	120°	> 0,8	0,027	50/60	50.000h	80	40
119169UL2-C3/N	3.000 K	440	134	6W	GU10	220-240V	120°	> 0,8	0,027	50/60	50.000h	80	40
119169UL2-F/N	4.000 K	462	147	6W	GU10	220-240V	120°	> 0,8	0,027	50/60	50.000h	80	40
NEW 3535	5.000 K	484	180	6W	GU10	220-240V	120°	> 0,8	0,027	50/60	50.000h	80	40

